

Litigation Analytics Using Westlaw, Lexis, and Bloomberg Law

BY ELAINE TORNÉS BLANCO

The litigation process is complex and involves several variables. Those who can anticipate the opponent's moves to prepare their defense and offensive strategy usually prevail. But we know this is a challenging task. Preparing a case requires sufficient resources, time, and consideration of elements beyond our control, such as the behavior of judges. Fortunately, today there are technological tools that can help lawyers predict the outcome of a case and reduce surprises.

This article discusses litigation analytics tools available through Westlaw, Lexis, and Bloomberg Law. These technological resources can help lawyers build strong cases and address client needs quickly and efficiently, making them powerful tools for lawyers who know how to use them.

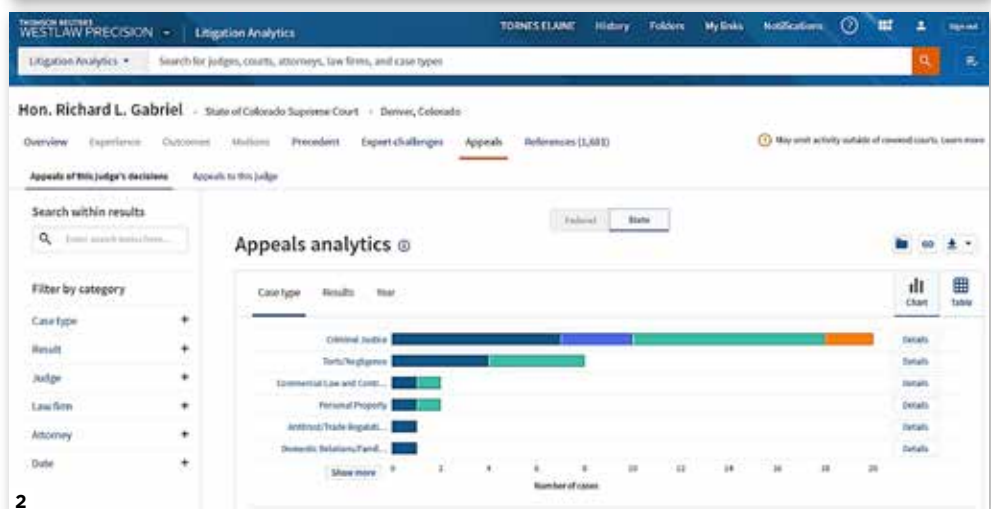
Westlaw Litigation Analytics

Westlaw's Litigation Analytics tool provides access to relevant data on judges, lawyers, courts, and case types in most practice areas. It boasts a user-friendly interface that allows lawyers to easily visualize a volume of information that might otherwise seem overwhelming.

To use this tool, you must have a qualifying Westlaw account. Once you access the platform, click on "Litigation Analytics" at the bottom of the screen. The Attorneys, Law Firms, Judges, Courts, Damages, Case Types, and Companies tabs will be immediately viewable. **1**

Attorneys

Select the Attorneys tab to learn about the opponent's tendencies and experience, or to find a local lawyer. You can search for attorneys by the lawyer's name or expertise. To search by name, type the full name or last name and press enter. Once you identify and select the



lawyer you're interested in, you'll have access to the lawyer's case history. This includes such information as the outcome and subject matter of the case, the forum in which the case was heard, the lawyer's role, the time it took to resolve the case, and the judges who presided.

To search by expertise, click on "Select case type(s)" and choose the jurisdiction. A window will open showing the lawyers who have worked on cases related to the selected subject. You can organize the results chronologically by the number of dockets, in alphabetical order, or by representation of either the plaintiff or

defendant. You also might find additional information such as the size of the law firm and the attorney's educational background.

Law Firms

If you prefer to search by law firm rather than by attorney, select the Law Firms tab. From here, type in the firm's name and press enter. You'll see the firm's contact information, a breakdown of the firm's experience (including the types of cases handled), a breakdown of motions filed, how successful the firm has been, and the firm's most recent activity.

THOMSON REUTERS WESTLAW PRECISION Litigation Analytics Search for judges, courts, attorneys, law firms, and case types

Colorado Supreme Court Office Of Attorney Regulation Counsel - Denver, Colorado

Overview Experience Outcomes Motions

Include multidistrict litigation

Filter by category

Case type +

3 Jurisdiction +

Recent Activity

Dockets Motions

1. YOURAS ZIANKOVICH v. COLORADO
Supreme Court of the United States - 06/13/2019 - 18-1517
Practice & Procedure - Appeals - Uncategorized

Judges

You can use the Judges tab to learn about a particular judge's patterns and thus tailor your strategy accordingly. Just type the name of the judge into the search bar. You'll see the judge's decision trends, average time to resolve each motion, experience in each matter, appealed decisions, respective outcomes, and most recent activity. **2**

THOMSON REUTERS WESTLAW PRECISION Litigation Analytics TORRES CLAVIE History Folders My Links Notifications Sign out

Litigation Analytics Search for judges, courts, attorneys, law firms, and case types

Search criteria

Case type
Administrative & Government
Administrative - Administrative & Government
Administrative Procedure Act - Administrative - Administrative & Government
Commercial/CC Rules/Ch. (RDS) - Administrative & Government
ESQ - Administrative & Government
Elections - Administrative & Government
Government
Show more

Jurisdiction
Colorado (selected federal)

4 Include multidistrict litigation

+ Federal damages

Distribution Damages Type Court Case type Law Firm Year

Monetary damages Attorney fees & costs

| Damages Type | Court | Case type | Law Firm | Year | District median | Percentage of total dockets |
|--------------|-------|-----------|----------|------|-----------------|-----------------------------|
| \$0-\$5K | | | | | \$25K | 23% |
| \$5K-\$10K | | | | | \$75K | 87% |
| \$10K-\$25K | | | | | \$75K | 17% |
| \$25K-\$50K | | | | | \$125K | 13% |
| \$50K-\$100K | | | | | \$0 | 0% |
| \$100K+ | | | | | \$0 | 0% |

5% 10% 20% 30% 40% 50% 60% 70% 80% 90% 100%

Percentage of total dockets

Courts

Sometimes it's best to research the court where a case is being heard. In this instance, just go to the Courts tab and type in the court's name. You'll have access to the average number of dockets heard by the court, the average number of concessions to the defense, the average number of concessions to the plaintiffs, and the average time to reach a decision. **3** In addition, information and metrics are presented for each judge. This includes the judge's position, the number of dockets heard, summary judgment motions heard, the grant rate for defense and plaintiffs, and the average number of days it takes to resolve disputes. The left side of the screen contains several filters to refine your search. For example, you can filter by case type, judge, filing role, and filing date.

Distribution Damages Type Court Case type Law Firm Year

Chart Table

Sort by: Number of dockets: highest to lowest

Monetary damages Attorney fees & costs

Attorney Fees \$4,554 Median award amt. Details

Litigation Costs & Expenses \$400 Details

0 50 100 150 200 250 300 350 400 450

Dockets with damage awards

5 Docket

Damages

The Damages tab is useful when establishing and managing client expectations regarding cost, time, and possible results. Once you're in the Damages window, select the type of case and the jurisdiction. From here, you'll have several more tabs to choose from for data analysis. For example, you can select the Distribution tab to see percentages of the assigned monetary damage amounts and average attorney fees and costs. **4** Or you can select the Damages Type tab to see the median award amount for attorney fees and litigation costs and expenses. **5**

Bankruptcy Overview Experience Outcomes Motions Coverage may vary. Learn more

Federal State

Courts

Fewer dockets More dockets

Participants

6

Top federal district courts

| Court | Dockets |
|---|---------|
| United States District Court, S.D. New York | 7,044 |
| United States District Court, C.D. California | 5,493 |
| United States District Court, M.D. Florida | 5,078 |
| United States District Court, D. Delaware | 4,761 |
| United States District Court, D. New Jersey | 4,581 |

Case Type

To use the Case Type tab, either enter the type of case or select "Browse all case types" and choose from the list of options. For our example, we chose Bankruptcy, which led to a map indicating which states have the most and least number of dockets. **6** This page also listed the

federal district courts with the highest number of dockets, as well as the major law firms and parties involved and their respective number of dockets. You can also search by Experience, Outcomes, or Motions, and filter your results using the options in the right column.

Companies

The final option is the Companies tab. This search method allows attorneys to understand clients’ litigation needs, find new clients by researching the needs of potential clients that match their strengths, recruit allies who have worked with the companies they are interested in, discover opponents’ tactics, and strategize their cases.

Lexis Litigation Analytics

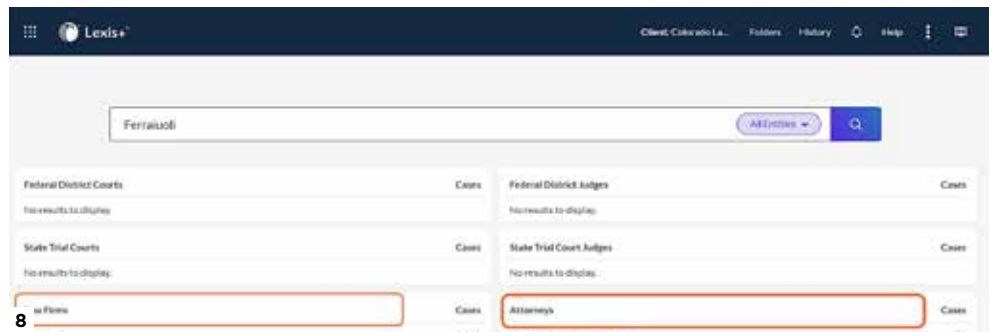
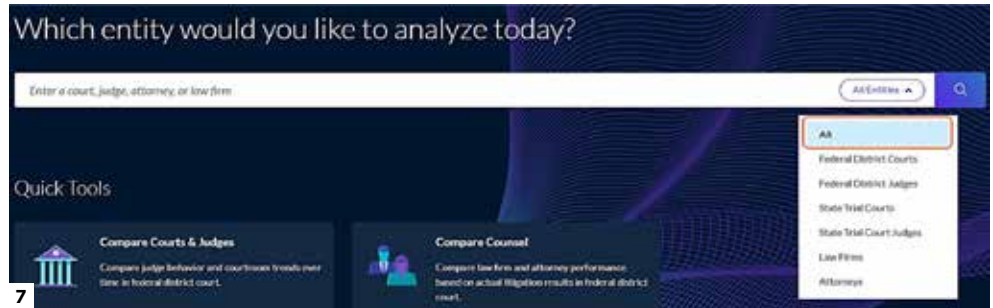
Lexis’s Litigation Analytics tool uses data based on millions of legal documents to provide its users with an in-depth analysis of trends and patterns of courts, judges, and lawyers. Like Westlaw’s tool, it requires a paid account.

To begin, click on “Litigation Analytics,” located on the left side of the main page. From here, you’ll find the following options to refine your search: All Entities, Federal District Courts, Federal District Judges, State Trial Courts, State Trial Court Judges, Law Firms, and Attorneys.⁷ Below the search bar is the Quick Tools section, with options for comparing courts, judges, and counsel.

Using the Search Bar

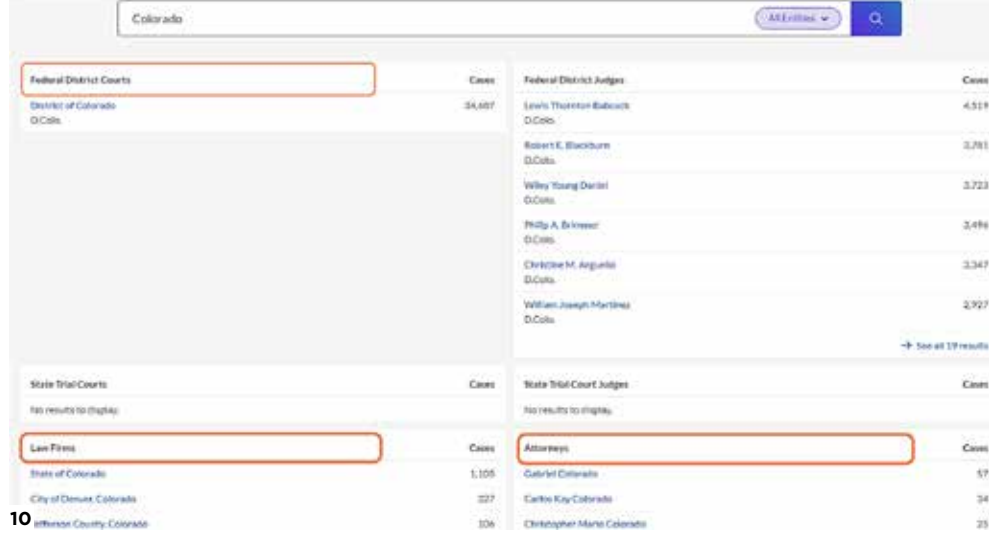
By typing a word in the search bar and using the All Entities filter, you’ll get different results organized under various categories. For example, we typed *Ferraiuoli* and received results under the Law Firms and Attorneys categories.⁸ Clicking the first hyperlink under the Law Firms section (*Ferraiuoli*) opened up a new screen with a list of cases organized by type and specifying whether they were open or terminated.⁹ As we scrolled down further, we could see graphs of filed cases per year, the courts where the cases were filed, the main clients, the role they assumed in the case, a timeline of key events, and the projected amount of damages awarded to the law firm.

When we instead selected a result under the Attorneys section, we received information



Cases by Type

| Case Types | Open | Terminated | Total |
|---------------------|------|------------|-------|
| Antitrust | 0 | 4 | 4 |
| Bankruptcy | 1 | 14 | 15 |
| Civil Rights | 0 | 17 | 17 |
| Consumer Protection | 3 | 2 | 5 |
| Contracts | 5 | 46 | 51 |



related to that attorney. As with the Law Firms search, we could see the number of cases the attorney filed each year, the main courts in which they were filed, the cases the attorney handled, a timeline of key events, and the amount of damages awarded to the attorney.

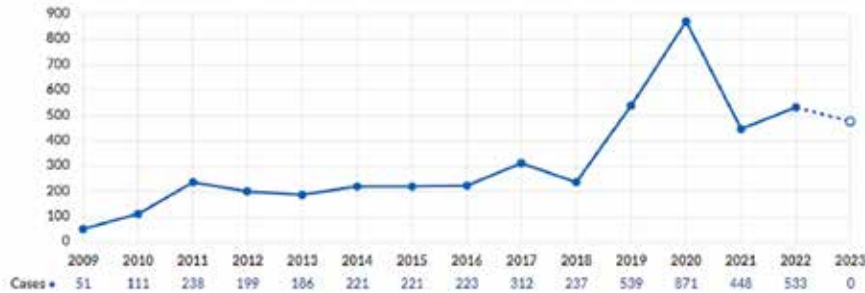
For our second search, we typed *Colorado* in the search field using the All Entities filter. We immediately received results under Federal District Courts, Federal District Judges, Law Firms, and Attorneys.¹⁰ This time, we selected a result under Federal District Courts. This

Judge Lewis Thornton Babcock

Litigation analytics for cases pending between 2009-01-01 and 2023-01-17.



Cases Filed by Year



Cases by Type

| Case Types | Open | Terminated | Total |
|---------------------|------|------------|-------|
| Antitrust | 1 | 0 | 1 |
| Bankruptcy | 3 | 30 | 33 |
| Civil Rights | 39 | 314 | 353 |
| Consumer Protection | 18 | 322 | 340 |
| Contracts | 33 | 202 | 235 |
| Copyright | 5 | 41 | 46 |

11



brought up a graph with the number of cases filed each year, the type of cases filed in that court and how many were open and closed, a timeline of the key events, and the amount of damages awarded. Clicking on the number of cases in the graphs and tables revealed a detailed breakdown of the cases and the judges who heard them.

Next, we went back and selected a result under the Federal District Judges category. This brought up data related to the judge selected, organized in the same way as previous searches. ¹¹ As in the previous searches, we could click on the number of cases found in the graphs and tables for more detailed information on the respective case.

Using Quick Tools

Now let's look at the options for comparing judges, courts, and lawyers. Clicking on the Courts Judges Comparator—located under Quick Tools—opens a window where you can insert up to four names of judges or courts to compare. For this example, we typed the words *Smith*, *Jones*, *Colorado*, and *Texas* in the search boxes. We chose the first suggestion provided by the system on each field and then clicked on the “Compare Courts & Judges” button. ¹²

A new screen opened separating the data into categories for the years in which cases were filed, case types with totals of cases that remain open or closed, a timeline of cases that were

Courts & Judges Comparator

Compare judge behavior and courtroom trends over time in federal district court. Know what to expect in your case.

[View Example](#)

Enter between 2 and 4 federal district courts or judges.

William E. Smith

Steve CarMichael Jones

U.S. District Court for the District of Colorado

U.S. District Court for the Southern District of Texas

[Compare Courts & Judges](#)

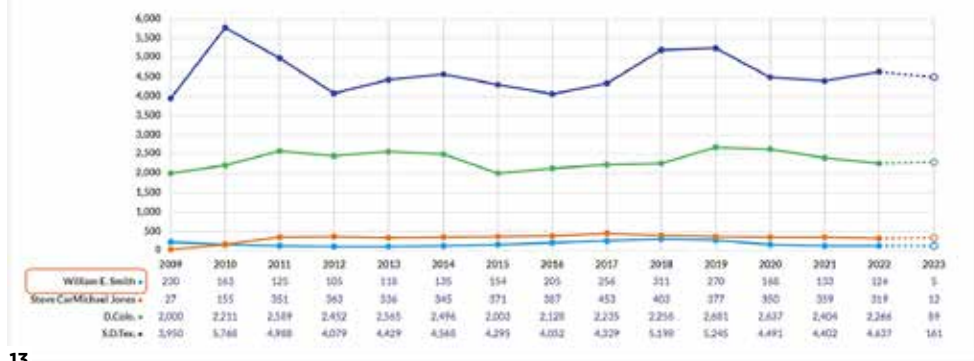
12

Courts & Judges Comparator

Compare cases between William E. Smith of D.R.L. Steve Co/Michael Jones of N.D.G.A., District of Colorado (D.Colo.) and Southern District of Texas (S.D.Tex.) for cases pending between 2009-01-01 and 2023-01-17.



Cases Filed by Year



13

14

dismissed, a timeline of summary judgment, a timeline of trials, a timeline of terminations, and the amount of damages awarded. ¹³

Bloomberg Litigation Analytics

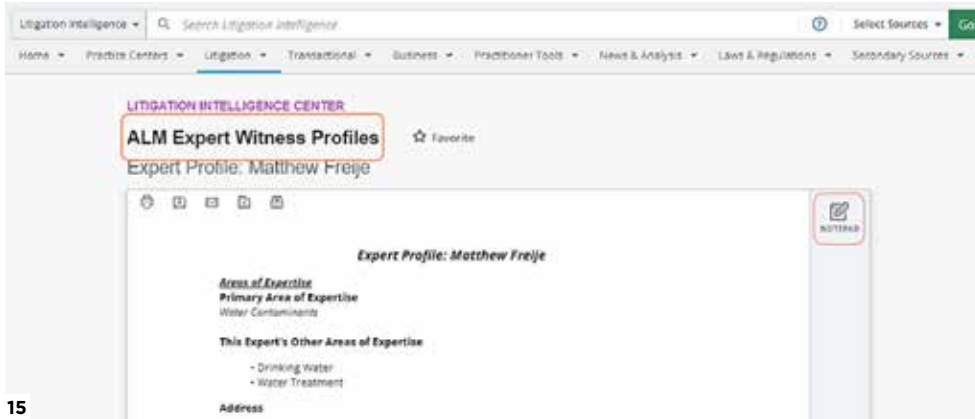
Bloomberg Law’s Litigation Intelligence Center features tools, resources, and guides to assist trial lawyers in their research and writing processes. In addition, lawyers can learn about specific judges, law firms, or companies. They can also access dockets, primary resources, practical guides, news, and verdicts, among others. Like the other platforms, an account is required.

To begin, select “Litigation” in the top bar, and then select “Litigation Intelligence Center Home” from the dropdown menu. A window will open with the following sections: Brief Analyzer, Litigation Practical Guidance, Find Docket by Docket Number, ALM Expert Witness Profiles, Search Court Opinions, State Resources, Research Points of Law, Find a Court Filing, Litigation Analytics, Find by Citation, and Litigation Resources. ¹⁴

Let’s start with the Brief Analyzer tool. As the name suggests, this tool allows you to upload a brief to be analyzed by the platform. After you upload your document, you’ll obtain an analysis of the cited sources, statements of undisputed facts, legal arguments, and the conclusion. This tool can save the attorney time, as it summarizes the most important points of the brief.

The rest of the tools work similarly to Westlaw’s and Lexis’s analytics tools. Simply enter the data associated with the search you wish to perform. For example, in the ALM Expert Witness Profiles section, you can search by name, area of expertise, state, and/or keyword to get a list of experts who meet the selected search criteria. To give it a try, we typed the name *Matthew* and selected the first result that came up. This produced the expert’s profile, including his area of expertise, profession, and address. ¹⁵ From this profile page, we also had the option to add comments (by clicking on the Notepad icon) or to save the profile as a favorite.

A benefit of Bloomberg Law’s Litigation Information Center is that it allows the trial attorney to accelerate the research process



by providing relevant information in a quick, simplified, and easy-to-interpret manner. Those seeking to expedite the investigative process in their cases should consider adding this tool to their legal arsenal.

Conclusion

The litigation analytics platforms offered by Westlaw, Lexis, and Bloomberg Law are powerful tools that can help lawyers become more effective and efficient practitioners. Even students may find these tools helpful in investigating potential hiring firms to see if their work is a good fit for them. Which one is better to use? At the end of the day, it's a matter of personal preference regarding

the content, layout, graphics, and understanding of the limitations of each platform.



Elaine Tornés Blanco is the library assistant professor (reference librarian) in the law library at the University of Miami School of Law. She holds a JD from the Inter-American University of Puerto Rico School of Law and is currently pursuing her MLIS at the University of Puerto Rico. She serves as vice chair for the Latinx Law Librarians Caucus (affiliated with the American Association of Law Libraries). The author thanks her husband, Josue A. Rodriguez Cruz, for all his support.

Coordinating Editor: Michelle Penn, michelle.penn@colorado.edu

CBA SECTIONS

We're saving a seat for you at the table.

Participating in a CBA section is one of the best ways to enhance your professional growth and keep your practice on the cutting edge.

Learn from targeted information.

Augment your specialized skills and knowledge.

Discuss and share ideas.

Influence the course of the profession.

Join a CBA Section today at cobar.org/sections or call 303-860-1115.



YOUR

AD

HERE

Did you know that 80% of our readers save our publication in their library? Email mhigham@cobar.org to learn about advertising opportunities in *Colorado Lawyer*.